

KF-200/KFG-200


Float Switch-Horizontal



Abundant models can be applicable to multipurpose!!

KF-200/KFG-200 HORIZONTAL FLOAT SWITCH

Incomparably abundant models can respond to any diversified processes.



Principle of Operation

The float switch of 200 series can detect the varied liquid levels in the form of altered 'ON, OFF' of micro switch in that a magnet at the other end of a float works magnetically and mutually with another magnet in the terminal box completely blocked off by a septal wall.

Features

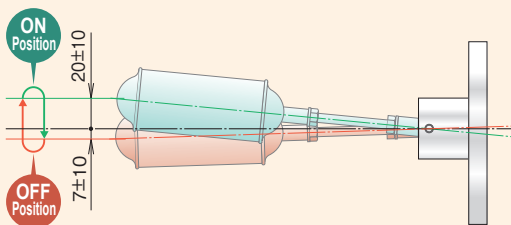
- No power is required. It can reliably detect the liquid level.
- The inner structure being simply designed to be unitized, it can very easily be serviced.
- It can be used in various applications.
- Two-contact-output instrument can be available (Not available for Explosion-proof Type).

Class NK Certified products are also available

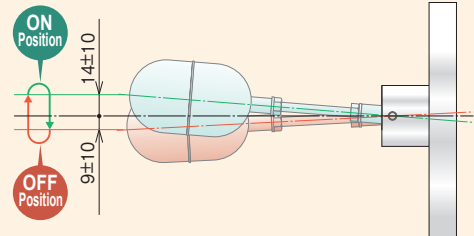
KF-207	Process connection : Over JIS5K40A Material : 304SS or 304SS
KF-207N	Process connection : JIS5K40A or JIS5K65A Wetted-part material : 304SS
KF-213S	Process connection : R1·1/2 screw Material : 304SS

Range of Movement

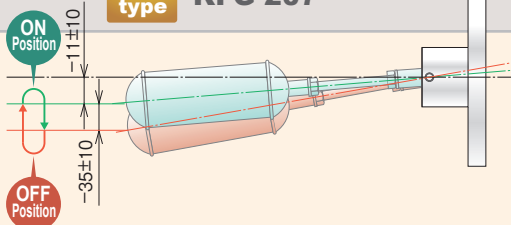
A type KF-207/KF-207T



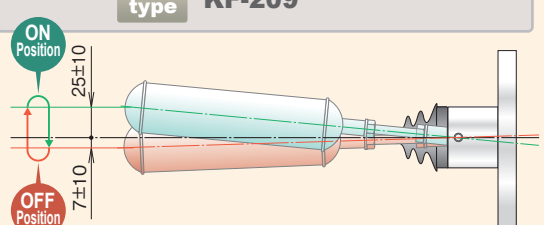
B type KF-205/KF-205T/KF-205TF
KF-213/KF-213T



C type KFG-207

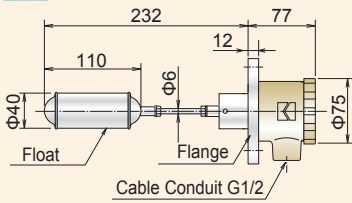


D type KF-209



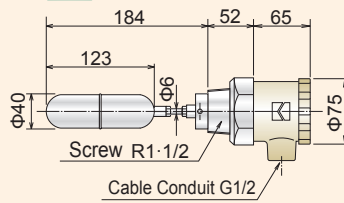
KF-207 Standard of Flange-type

A type



KF-213 Standard of Screw-joint

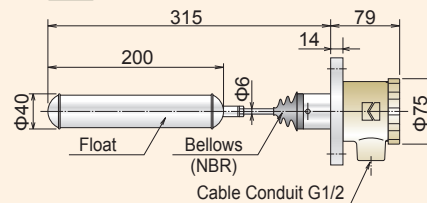
B type



KF-209 Bellows-mounted Type

D type

*Can be applied to scum-floating liquids

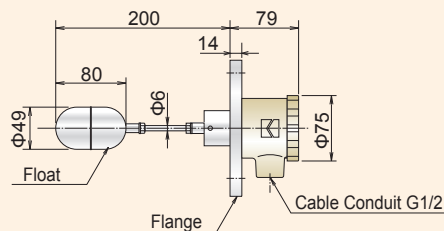


Specification	Model	KF-207	KF-207T	KF-213	KF-213T	KF-209
Application		Water-, Oil Gen. Liquid (Flange Mounting)	Heat Resistant Type (Flange Mounting)	Water-, Oil Gen. Liquid (Screwed Joint Type)	Heat Resistant Type (Screwed Joint Type)	For wastewater, with bellows seal (Flange Mounting)
Float dimensions		Φ40 x 110L	Φ40 x 110L	Φ40 x 123L	Φ40 x 123L	Φ40 x 200L
Allowable pressure		Max. 490kPa	Max. 490kPa	Max. 490kPa	Max. 490kPa	Max. 490kPa
Heat resistant		100°C	150°C	100°C	150°C	80°C
Process connection		JIS5K40A	JIS5K40A	R1 1/2	R1 1/2	JIS5K50A
Liquid Gravity		Over 0.88	Over 0.88	Over 0.81	Over 0.81	Over 0.87
Contact Capacity		250VAC 5A	250VAC 3A	250VAC 5A	250VAC 3A	250VAC 5A
Float Material		304SS	304SS	316SS	316SS	304SS
Material of Mounting Part		304SS or 316SS	304SS or 316SS	304SS or 316SS	304SS or 316SS	304SS or 316SS
Material of Terminal Box		ADC	ADC	ADC	ADC	ADC
Painting Color				Gold		
Weight		1.5kg	1.5kg	1.1kg	1.1kg	2kg

*KF-207 Certified by Classification Society: NK, LR, DNV

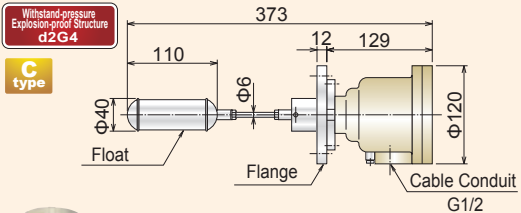
KF-205 Usable up to 1780kPa inside tank (*1)

B type



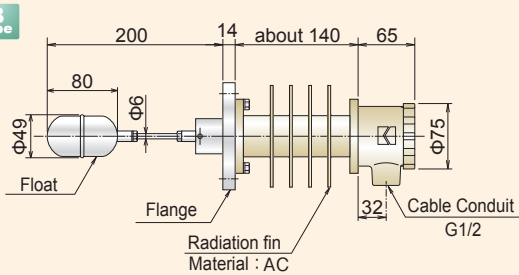
KFG-207 Explosion-proof Standard Type

C type

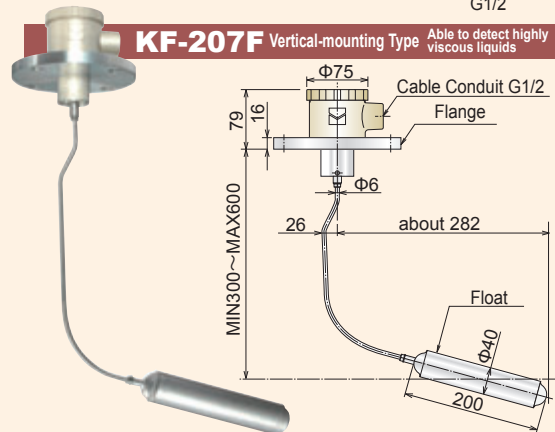


KF-205TF Withstand-heat Type, usable up to 250°C

B type



KF-207F Vertical-mounting Type Able to detect highly viscous liquids



Specification	Model	KF-205	KF-205TF
Application		Heat Resistant Type (Flange Mounting)	Ultra heat resistant (Flange Mounting)
Float dimensions		Φ49 x 80L	Φ49 x 80L
Allowable pressure		Max. 1780kPa(*1)	Max. 980kPa(*2)
Heat resistant		100°C	250°C
Process connection		JIS5K50A	JIS5K50A
Liquid Gravity		Over 0.83	Over 0.83
Contact Capacity		250VAC 5A	250VAC 5A
Float Material		316SS	316SS
Material of Mounting Part		304SS or 316SS	SS or 316SS
Material of Terminal Box		ADC	ADC
Painting Color		Gold	Gold
Weight		2.9kg	4.0kg

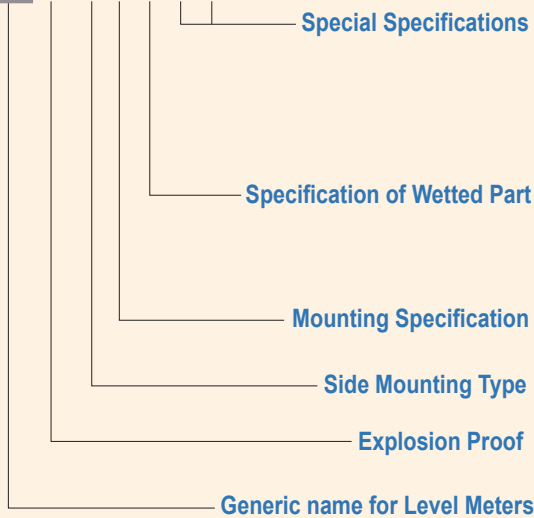
*1) In case of JIS20K50A Flange *2) In case of JIS10K50A Flange

Specification	Model	KFG-207	KF-207F
Application		Heat Resistant Explosion-proof Type (Flange Mounting)	Vertical-mounting Type (Flange Mounting)
Float dimensions		Φ40 x 110L	Φ40 x 200L
Allowable pressure		Max. 490kPa	Max. 490kPa
Heat resistant		100°C	250°C
Process connection		JIS5K40A	JIS5K100A
Liquid Gravity		Over 0.88	Over 1.00
Contact Capacity		250VAC 5A	250VAC 5A
Float Material		304SS	304SS
Material of Mounting Part		304SS or 316SS	304SS or 316SS
Material of Terminal Box		ADC	ADC
Painting Color		Gold	Gold
Weight		5.5kg	4.5kg

*KFG-207 Certified by Classification Society: NK

Type Designation

KF□-2□□□□

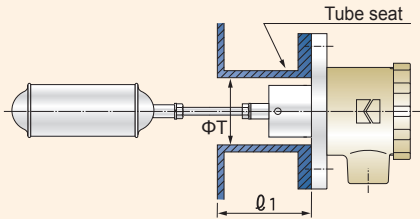


Blank	Standard below 100°C		
T	Withstand-heat (Max 150°C) with Chamber (Outer cylinder)		
P	Ultra heat-resistant Max 250°C		
TF	Vertically Installed type		
F	Two-contact-point Type (Not for Explosion-proof)		
(2)			
3	Threaded Joint	Float Dim Φ40×123L	Gravity over 0.81
5	Withstand Pressure	Φ49× 80L	over 0.83
7	Standard	Φ40×110L	over 0.88
9	Bellow seals	Φ40× 200L	over 0.87
0	Flange-attached Type		
1	Threaded Joint Type		
Blank	Non explosion-proof Type		
G	(Labor Inspection No. T29432)		

*KF-209 Type can be workable up to 0.63 in liquid density with no bellows seal mounted.

Mounting Precautions

In choosing a type, consider the dimensions of tube seat with reference to the table on the right.



Model	ΦT (Inner diameter of tube seat)	Q1 (Length of seat tube including flange gasket)
KF-207, KF-207T	Over Φ41mm	Below 80mm
KFG-207	Over Φ41mm	Below 75mm
KF-205	Over Φ50mm	Below 90mm
KF-213, KF-213T	R1 1/2 or G1 1/2 internal thread	Below 41mm

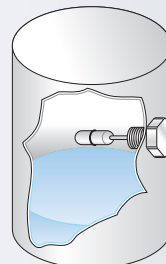
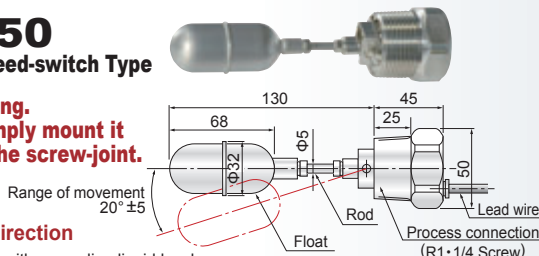
*An extension rod is available, but its use will be subject to the liquid density.

KF-250 Compact Reed-switch Type

Easy handling.
You can simply mount it by way of the screw-joint.

Operation direction

- Closed along with ascending liquid level (Lead wire located lower side)
- Closed along with descending liquid level (Lead wire located at upper side)



Standard Specification

Service Range: over 0.8 liquid gravity
 Withstand Pressure: 980 kPa
 Withstand heat: -20°C to +80°C
 Structure: Drip-proof
 Contact Capacity: 10VA max. 200VAC
 Max Current Capacity 0.5A SPST
 Contact Motion: Contact is turned on when the float comes to a level position.
 Process connection: R1 1/4 threaded joint
 Reed wire: 300mm
 Material: All made of 304SS

Line of business

- Rotary Paddle Type Level Switch
- Vibration Type Level Switch
- Swing Type Level Switch
- Acoustic Level Switch
- Capacitance Type Level Switch
- Capacitive Proximity Sensor
- Capacitance Type Level Indicator
- Diaphragm Type Level Switch
- Tilt Switch
- Leak Type Level Switch
- Microwave Type Switch
- Sounding Bob Type Level Indicator
- Flow Switch
- Conductance Type Level Switch
- Float Switch
- Float Type Level Indicator
- Ultrasonic Type Level Indicator
- Equipments For Conveyor Lines
- Dust Monitor System
- Zirconia Oxygen Analyzer
- Laser Type Level Indicator
- RADAR Type Level Indicator
- On-line Sensors for Accurate Liquid Analysis
- Ultrasonic Flow meter

*Please be sure to read USER'S GUIDE, Installation & Operation Instructions before using the instrument.

*The specifications herein may be subject to change without advance notice.

Nuclear Power Generation to Rice Milling
 All-round Manufacturer of Level Controllers for Powder, Granules and Liquid

KANSAI Automation Co., Ltd.

Headquarters:
 2-14, Togano-cho, Kita-ku, Osaka 530-0056, Japan
 TEL. 81-6-6312-2071 FAX. 81-6-6314-0848
 e-mail: info@kansai-automation.co.jp

<http://www.kansai-automation.co.jp>

Tokyo Branch: 1-29-6, Hamamatsu-cho, Minato-ku, Tokyo 105-0013, Japan
 TEL. 81-3-5777-6931 FAX. 81-3-5777-6933

Nagoya Office: 3-31-27, Uchiyama, Chigusa-ku, Nagoya 464-0075, Japan
 TEL. 81-52-741-2432 FAX. 81-52-741-1588

Kyushu Office: 1-2-39, Asano, Kokura Kita-ku, Kitakyushu 802-0001, Japan
 TEL. 81-93-511-4741 FAX. 81-93-511-4580



Agent